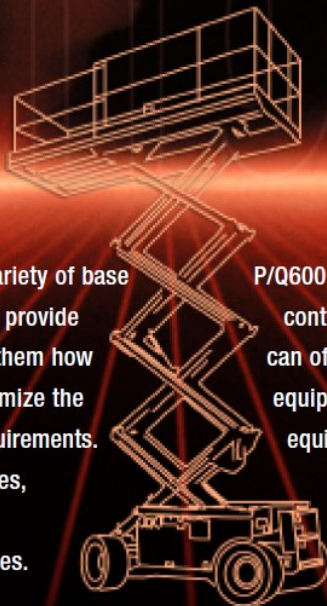


P/Q600 Solenoid

“P600 (pull type) and Q600 (push type) are built to withstand high temperature and high vibration environments.”



P/Q600 Solenoids are available in a variety of base sizes with a number of boot options to provide environmental protection. We'll build them how you need them – Trombetta can customize the P/Q600 Solenoids to meet specific requirements. P/Q600 options include various voltages, mounts, rods, boots, spring returns, connectors and plunger surface finishes.



P/Q600 Solenoids are often used for throttle control and fuel shutdown applications and can often be found in mobile and stationary equipment, including lawn and garden equipment, compressors, generators, and construction equipment.

 **TROMBETTA • TYMPANIUM**

 **INDUSTRIAL
DIESEL
PRODUCTS INC.**
worldwide procurement solutions

Engineering Excellence. Worldwide Competitiveness.

P/Q600 Solenoid Specifications

P/Q600 Solenoid Family (P = Pull Type Q = Push Type)

Series	Max Stroke	Max Force	A Inches [mm]	B Inches [mm]	C Inches [mm]
P/Q610	1	15	2.20 [55.8]	1.63 [41.4]	Length variable
P/Q612	1	23	2.40 [61.0]	1.88 [47.8]	Length variable
P/Q613	1 1/2	20	3.5 [88.9]	2.00 [50.8]	Length variable

General Specifications

Series	Pull Current	Hold Current	Pull Force @ 1"	Hold Force at Rated Voltage and 25° C	Shipping Weight
P/Q610 - 12 Volt	48 Amps	1 Amp	15 lbs (67 Newtons)	20 lbs (89 Newtons)	1.3 lbs
P/Q610 - 24 Volt	25 Amps	.48 Amp	15 lbs (67 Newtons)	20 lbs (89 Newtons)	1.3 lbs
P/Q612 - 12 Volt	60 Amps	.9 Amp	23 lbs (102 Newtons)	43 lbs (191 Newtons)	1.7 lbs
P/Q612 - 24 Volt	30 Amps	.5 Amp	23 lbs (102 Newtons)	43 lbs (191 Newtons)	1.7 lbs
P/Q613 - 12 Volt	70 Amps	.88 Amp	21 lbs (94 Newtons)	40 lbs (178 Newtons)	2.7 lbs
P/Q613 - 24 Volt	36 Amps	.48 Amp	21 lbs (94 Newtons)	40 lbs (178 Newtons)	2.7 lbs


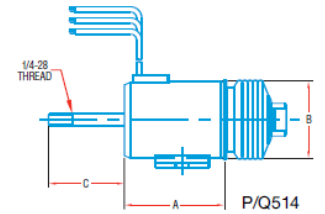
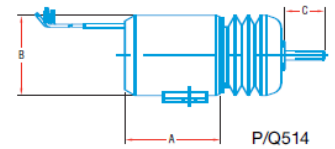
Please refer to our website www.trombeta.com for force curves.

TROMBETTA SOLENOID CONTROLS


Trombeta Electronic Controls regulate the magnitude of electrical drive applied to the coil during the pull-in and hold operation of the solenoid to optimize the performance of the solenoid. Using solenoid controls can show the benefit of employing smaller solenoids, maximizing space use.



TYPICAL DIMENSIONS



P613



Q608